



PROJECT CONCEPT NOTE CARBON OFFSET UNIT (CoU) PROJECT



Title: 14.88 MW Bagasse based Co-generation by M/s Utopian Sugars Ltd. Dist. Solapur, Maharashtra

Version 1.0

Date of PCN: 12/03/2024

1st CoU Issuance Period: 02/12/2014 to 31/12/2022 (08 years 1 month)

1st Monitoring Period: 02/12/2014 to 31/12/2022 (08 years 1 month)

1st Crediting Period: 02/12/2014 to 31/12/2022 (08 years 1 month)

8 DECENT WORK AND
ECONOMIC GROWTH



13 CLIMATE
ACTION



7 AFFORDABLE AND
CLEAN ENERGY



9 INDUSTRY, INNOVATION
AND INFRASTRUCTURE



BASIC INFORMATION	
Title of the project activity	14.88 MW Bagasse based Co-generation by M/s Utopian Sugars Ltd. Dist. Solapur, Maharashtra
Scale of the project activity	Small Scale
Completion date of the PCN	12/03/2024
Project participants	Project Proponent: M/s Utopian Sugars Ltd. Aggregator: Climekare Sustainability Pvt Ltd. UCR ID: 336812961
Host Party	India
Applied methodologies and standardized baselines	CDM UNFCCC Small-scale Methodology AMS-1 D: Grid connected renewable electricity generation, Ver 18 UCR Standard for Baseline Grid Emission Factor
Sectoral scopes	01 Energy industries (Renewable/Non Renewable Sources)
Estimated total amount of average GHG emission reductions per year (ex-ante)	26,715 CoUs/yr (26,715 tCO ₂ /yr)

SECTION A. Description of project activity

A.1. Purpose and general description of Carbon offset Unit (CoU) project activity >>

Utopian Sugars Ltd., a limited company registered in the State of Maharashtra under the Companies Act 1956, and promoted by experts in the Sugar industry under the leadership of Shri. Prashant Paricharak, proposes to set up a Green field 3500 TCD crushing capacity sugar plant for producing 100% White plantation Sugar, along with 14.88 MW Cogeneration Power Plant at Post Kacharewadi, Tal. Mangalweda, Dist. Solapur, Maharashtra. The Sugar Plant shall comprise of a 3500 TCD capacity mill house and boiling house with capability to produce 100% white plantation sugar along with all necessary equipment's / auxiliaries for semi-automatic operation of the plant.

The project 14.88 MW Bagasse based Co-generation by M/s Utopian Sugars Ltd. is a bagasse-based Co-Generation (co-gen) Power Project successfully commissioned by Maharashtra State Electricity Transmission Company Limited (MSETCL) and operational since 02-12-2014. The Project is owned by M/s Utopian Sugars Ltd. (hereby to be called as Project Proponent, PP).

The details of the UCR project activity are as follows:

Purpose of the UCR project activity:

The purpose of the project activity is to generate electricity using renewable biomass and thereby reduce GHG emissions by displacing the fossil fuel dominated grid based electricity with biomass based renewable electricity. The electricity produced by the project is directly contributing to climate change mitigation by reducing the anthropogenic emissions of greenhouse gases (GHGs) into the atmosphere by displacing an equivalent amount of fossil power at grid. Hence, project activity is displacing the estimated annual net electricity generation i.e., **32,253 MWh** from the Indian grid system, which otherwise would have been generated by the operation of fossil fuel-based grid-connected power plants. The project activity doesn't involve any GHG emission sources. The estimated annual CO₂e emission reductions by the project activity are expected to be **26,715 tCO₂e**, whereas actual emission reductions achieved during the first CoU period shall be submitted as a part of first monitoring and verification.

The PP has set up an integrated sugar mill with sugar crushing capacity of 3500 TCD and installs new 14.88 MW turbine commissioning on 02/12/2014 Bagasse based Cogeneration power plant. This will remove the dependency of the sugar mill on the power supplied from the state grid. Power generated from this project activity will be used for meeting plant requirement. After fulfilling its captive energy requirement, remaining power will be sold to the state grid as per the Power Purchase Agreement / Energy Purchase agreement.

The Co-gen power project of 14.88 MW capacities will operate for a period of 160 to 180 days during the cane crushing season of the sugar plant. The plant shall also operate during the off-season for a minimum period of 150 days with saved bagasse, Actual number of mill operation days will be mentioned in the monitoring period. At designed level, the project will generate clean energy and after meeting the captive requirement export the surplus energy to Maharashtra State Electricity Transmission Company Limited (MSEDCL). All the steam and power requirements of the sugar mill and co-gen power plant will be met internally from the

project itself. The project activity employs 14.88 MW aggregated generators along with one boiler of 82.5 TPH with high pressure and temperature configuration (45kg/cm², 515⁰C).

As per the power purchase agreement (PPA) between the state electricity board (MSETCL) and project proponent, dated **29/03/2014**, the project activity generates a total of 14.88MW of power and supplies approximately 7 MW of this bagasse based power to the grid. The project activity is the construction and operation of a power plant/unit that uses renewable energy sources and supplies electricity to the grid. The implementation of the project does not result in an increase in the processing capacity of the raw input or any other changes in the sugar manufacturing process.

The power generation is synchronization is with the 132 KV substation of MSETCL (substation at Mangalwedha, Pandharpur). All the biomass used at the site qualifies under the definition of biomass residues as outlined in the methodology, i.e. the biomass residue is a by-product of agricultural activities and no other types of biomass is used. In the case of the project activity, the biomass residue is bagasse, which is generated from the crushing of sugar cane.

Hence, the project activity is a grid-connected biomass (bagasse based) cogeneration power plant with a high pressure steam-turbine configuration. The high pressure boilers are fired by bagasse, a biomass byproduct from the sugar manufacturing process, to generate steam which in turn is fed to the steam turbine to generate power. The overall business is integrated with alcohol distillation and power generation. The power co-generation units generate biomass based power for captive consumption of the sugar plant and the sale of surplus power to the state grid. The project plant exports power to the Maharashtra State Electricity Transmission Company Limited (MSETCL), in absence of the project activity, MSETCL would have withdrawn electricity from regional grid.



Site Image

The project activity uses bagasse as fuel for in the cogeneration power unit, which is a renewable bio-mass fuel and does not add any net carbon-dioxide to the atmosphere because of the carbon recycling during growth of sugar cane. Therefore, the project activity leads to zero CO₂ on-site emissions associated with bagasse combustion. The biomass residue is not prepared prior to its use in the boilers, the bagasse is transferred from the crushing process directly to the boiler or to the storage yard, from the storage yard the bagasse is returned to the boiler without any material change.



The project activity also induces environmental and sustainable development benefits. The project activity has introduced efficient high pressure cogeneration technology to the Indian sugar industry; reducing power shortages in the state of Maharashtra India; and fostering sustainable economic growth through promoting energy self-sufficiency and resource conservation in India's sugarcane industry. The policy to grow in a sustainable manner with a commitment towards the environment has been adopted by M/s Utopian Sugars Ltd. The technology used in the project activity is highly replicable as the country's sugar mills produce large quantities of bagasse that could be efficiently utilized to generate power.

The export of electricity hence reduces GHG emissions by replacing the fossil fuel dominated grid based electricity with a renewable source of electricity. The high pressure boilers are fired by bagasse, a byproduct from the sugar manufacturing process to generate steam, which in turn powers all the steam turbines to generate electricity.

The power generated from the turbine is utilized for captive consumption and the surplus power of approximately 7MWh is exported to the grid.

The UCR project activity is the construction and operation of a power plant/unit that uses renewable energy sources and supplies renewable electricity to the grid. The UCR project activity is thus the displacement of electricity that would be provided to the grid by more-GHG-intensive means and provides long-term benefits to the mitigation of climate change. The UCR project activity qualifies under the environmental additional positive list of pre-approved project types under the UCR carbon incentive model for issuance of voluntary carbon credits.



A.2 Do No Harm or Negative Impact test of the project activity>>

There are social, environmental, economic and technological benefits which contribute to sustainable development.

Social benefits:

- The project activity contributes to employment generation in the local area for both skilled & unskilled people for operation and maintenance of the equipment's.
- The Indian sugarcane harvesting has been affected amid the COVID pandemic situation prevailing in the country, and M/s Utopian Sugars Ltd. has focused on continuing to work closely with the thousands of farmers who rely on M/s Utopian Sugars Ltd. for their sustenance and livelihoods. M/s Utopian Sugars Ltd. has further stepped up efforts towards better cane development and farm management, through adoption of techniques such as intercropping, conservation of energy and water resources through drip irrigation, waste-water management, and rain-water harvesting.
- It has created steady higher value jobs and skilled workers at the facility. The project activity is contributing to the national energy security by reducing consumption of fossil fuels.
- The technology being used in the project is proven and safe for power generation. An increase in such kind of projects shall enable all the technology suppliers to continuously innovate and modernize on the technology front. The local people will know the technological advancement and will help in capacity building.

Environmental benefits:

- The project activity is a renewable energy project, which utilizes biomass as a fuel for grid power generation, a move that is voluntary and not mandated under current environmental laws of India. Since this project activity generates green energy in the form of power, it has positively contributed towards the reduction in (demand) use of finite natural resources like coal and oil, minimizing depletion and in turn increasing its availability to other important purposes. Therefore, this project activity helps to environment sustainability by reducing GHG emission in the atmosphere.

- Avoids global and local environmental pollution, leading to reduction of GHG emissions.
- Enabling regional grid to divert the electricity displaced by the project activity to the nearby needy areas.
- Indirect capacity building by providing a case example to other sugar mills in the region for switching to high capacity cogeneration configuration, for exporting electricity to grid.

In addition to the reduction in carbon dioxide (CO₂) emissions the project implementation will result in reduction of other harmful gases (NO_x and SO_x) that arise from the combustion of coal used in power generation. The project activity also leads to reduce ash generation since the ash content in bagasse is lower than that of Indian coal.

Economic benefits:

- The project activity creates employment opportunities during the project stage and operation and maintenance of the boiler and turbines.
- The project activity helps in conservation of fast depleting natural resources like coal and oil thereby contributing to the economic well being of country as a whole.
- The various other benefits due to the project activity ensure that the project is contributing to the sustainable development of the region by bringing in green technologies and processes to a backward region. The technology is indigenous and by implementing such projects the country is showcasing its GHG mitigation actions in its efforts to combat climate change.

A.3 Location of project activity >>

Country: India

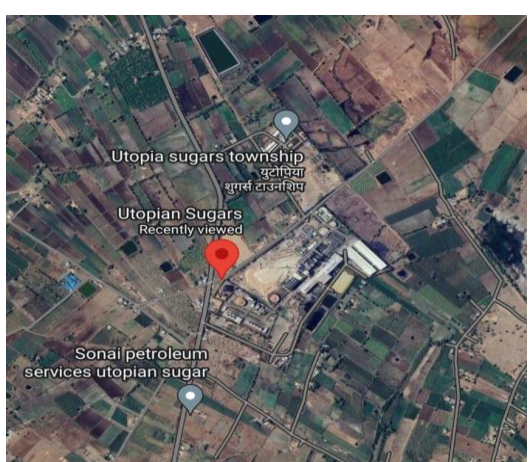
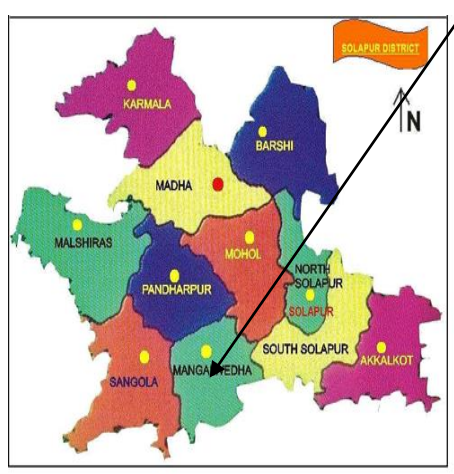
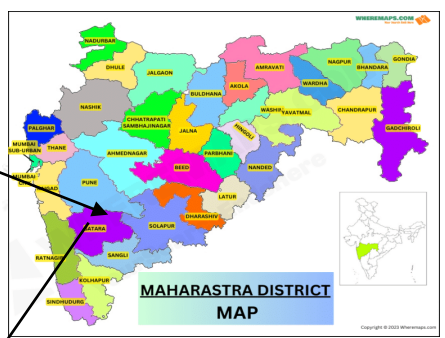
Village: Kachrewadi,

Tehsil: Mangalwedha, District: Solapur,

State: Maharashtra,

Latitude: 17° 28' 46.34" N

Longitude: 75° 24' 7.35" E



A.4 Technologies/measures >>

The UCR project activity is a grid-connected bagasse based cogeneration power plant with a high pressure steam-turbine configuration. The UCR project activity is the electricity generation capacity and the installation of facilities for allowing the export of electricity to the regional grid.

The project activity comprises of the following:

TG SET DETAIL		
	TURBINE	14.88MW
	STRAIGHT BACK PRESSURE	
	STEAM PRESSURE	84KG/SQCM
	TEMPERATURE	510 °C
	SPEED	7810 RPM
	ALTERNATOR	18750 KVA
	VOLT	11000 VOLT
	CURRENT	984 AMPS
	FREQUENCY	50Z
	SPEED	1500 RPM
	MAKE	TDPS

The plant is designed with all other auxiliary plant systems like

- Bagasse handling system with storage and processing arrangements,
- High pressure feed water heaters,
- Ash handling system,
- Water treatment plant,
- Compressed air system,
- Air conditioning system,
- Main steam, medium pressure and low pressure steam systems,
- Fire protection system,
- water system which include raw water system, circulating water system, condensate system, De-Mineralized water system and service with potable water system and
- The electrical system for its successful operation.

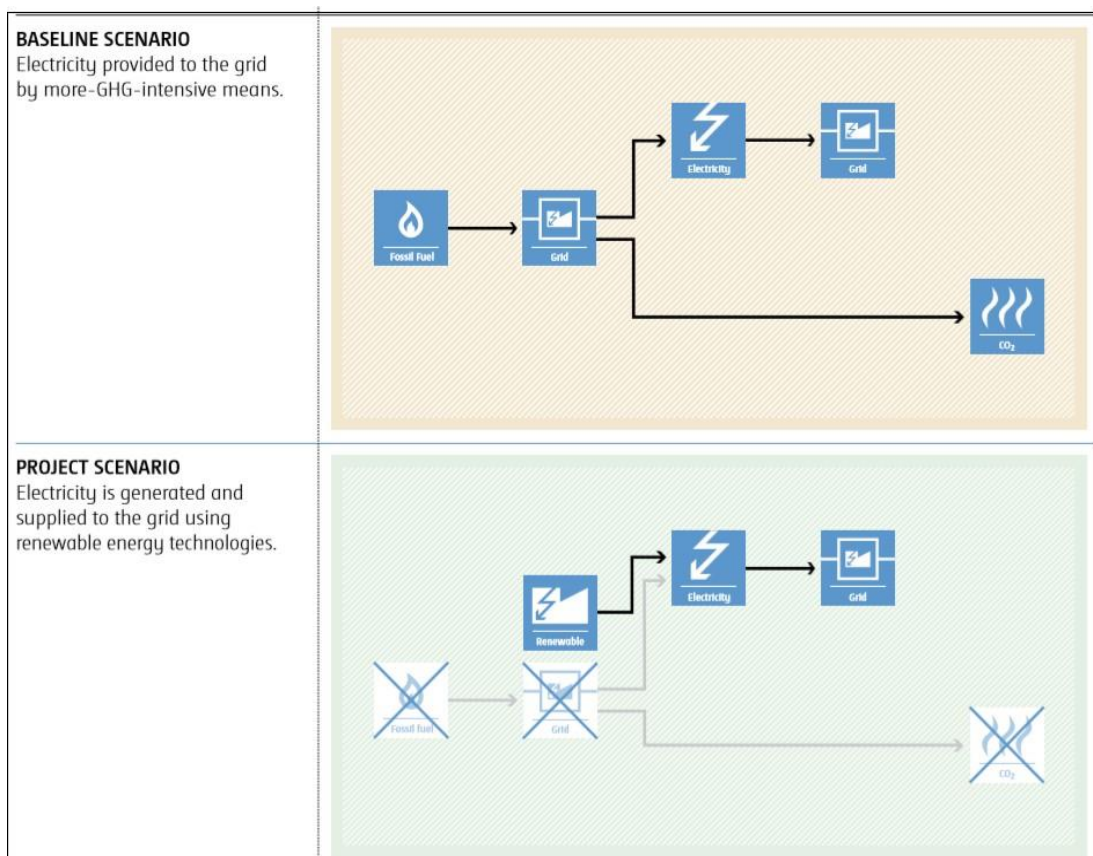
The technology of biomass residue based high steam pressure power generation itself is known and in use in India. The use of high pressure system allows for increased efficiency levels for electricity generation.

A.5 Parties and project participants >>

Project activity does not involve any public funding from Annex I Party, which leads to the diversion of the official development assistance.

Party (Host)	Participants/Aggregator
India	Project Owner: M/s Utopian Sugars Ltd. Dist. Solapur, Maharashtra. Aggregator: Climekare sustainability Pvt. Ltd. 336812961

A.6 Baseline Emissions>>



The approved baseline methodology has been referred from the indicative simplified baseline and monitoring methodologies for selected small scale UNFCCC CDM project activities that involve generation and export of power to the local or national grid using biomass.

Typical activities, under AMS ID comprise of renewable energy generation units, such as renewable biomass, including:

- (a) Supplying electricity to a national or a regional grid; or are new plants, capacity expansions, energy efficiency improvements or fuel switch projects.

The applicable methodology and simplified modalities and procedures for small scale CDM project activities is “*the baseline scenario is displacement of more-GHG-intensive electricity generation in grid.*”

Emission coefficient of fuel used in the baseline scenario:

The CO₂ emission factor for grid connected power generation in year y calculated using UCR Standard emission factor is 0.9 tCO₂/MWh for the period 2013-2022.

A.7 Debundling>>

This project is not a debundled component of a larger registered carbon offset project activity.

SECTION B. Application of methodologies and standardized baselines

B.1 References to methodologies and standardized baselines >>

SECTORAL SCOPE - 01 Energy industries (Renewable/Non-renewable sources)

TYPE I - Renewable Energy Projects (Small Scale)

UCR Positive List Environmental Additionally.

CATEGORY- *AMS I.D. Small Scale Consolidated Methodology*

“Grid connected renewable electricity generation”, version 18

This methodology is applicable to project activities that comprise renewable energy generation units, such as renewable biomass involving:

(a) *Supplying electricity to a national or a regional grid;*

UCR CoU Standard is used to determine the baseline grid emission factor for the 2013-2022 period.

Applicability of methodologies and standardized baselines >>

The project activity is a power generation project using a biomass (bagasse) and displaces CO₂ emissions from electricity generation in power plants that are displaced due to the project activity. Since the project activity utilizes biomass (bagasse) for the generation of power and supplies it to the local grid, it displaces fossil fuel (coal), and hence it meets the primary applicability criteria of the methodology.

The project activity is included in the Positive List of UCR Approved Scope under the UCR CoU Standard.

The total installed capacity of project activity is 14.88 MW, of which 7 MW is supplied to the grid, which is acceptable as per the applied small scale methodology, since the eligibility limit of 15 MW has been applied under this methodology.

The installation of a new biomass residue fired power generation unit, which replaces or is operated next to existing power generation capacity fired with either fossil fuels or the same type of biomass residue as in the project plant (power capacity expansion projects) is also included in this methodology.

The project activity is not a hydro power project. The project activity does not recover methane from landfill gas, waste gas, wastewater treatment and agro-industries.

For the purposes of this methodology, heat does not include waste heat, i.e. heat that is transferred to the environment without utilization, for example, heat in flue gas, heat transferred to cooling towers or any other heat losses.

The biomass used by the project plant is not stored for more than one year. The biomass used by the project plant is not processed chemically or biologically (e.g. through esterification, fermentation, hydrolysis, pyrolysis, bio- or chemical degradation, etc.) prior to combustion.
The Project Activity uses biomass residues from a production process (e.g. production of sugar), and the implementation of the project does not result in an increase of the processing capacity of (the industrial facility generating the residues) raw input (e.g. sugar) or in other substantial changes (e.g. product change) in this process
The project activity unit does not co-fire fossil fuel and/or does not exceed the limit of 25% co-firing fossil fuel criteria as per the UCR Protocol for such projects.
Biomass generated power is used for direct grid supply and for meeting the captive needs at the facility. The project activity involves the grid-connected bagasse based electricity generation capacity involving the installation of facilities for allowing the export of electricity to the regional grid
Biomass is not sourced from dedicated plantations. The existing installed boilers are fired by bagasse, a byproduct of the sugarcane processing and a biomass residue.
Bagasse is burnt in boilers as generated from the sugar mill and does not require any specific technology for its preparation before combustion. No fuel preparation equipment has been installed at site for preparation of bagasse. Hence no significant energy quantities are required to prepare the biomass residues for fuel combustion.
The project activity also does not include any GHG emissions related to the decomposition or burning of biomass. The baseline heat emissions for the project activity are not included in the project boundary nor does it claim for emission reductions from heat.

B.2 Applicability of double counting emission reductions >>

The biomass boilers and turbines are constructed by the project proponent within the project boundary. The biomass boilers, turbine and energy meters have unique IDs, which is visible on the units. The Monitoring Report has the details of the same and will be provided to the UCR verifier during the verification process.

There is no double accounting of emission reductions in the project activity due to the following reasons:

- Project is uniquely identifiable based on its location coordinates,
- Project has dedicated commissioning certificate and connection point,
- Project is associated with energy meters which are dedicated to the generation/feeding point with the grid.

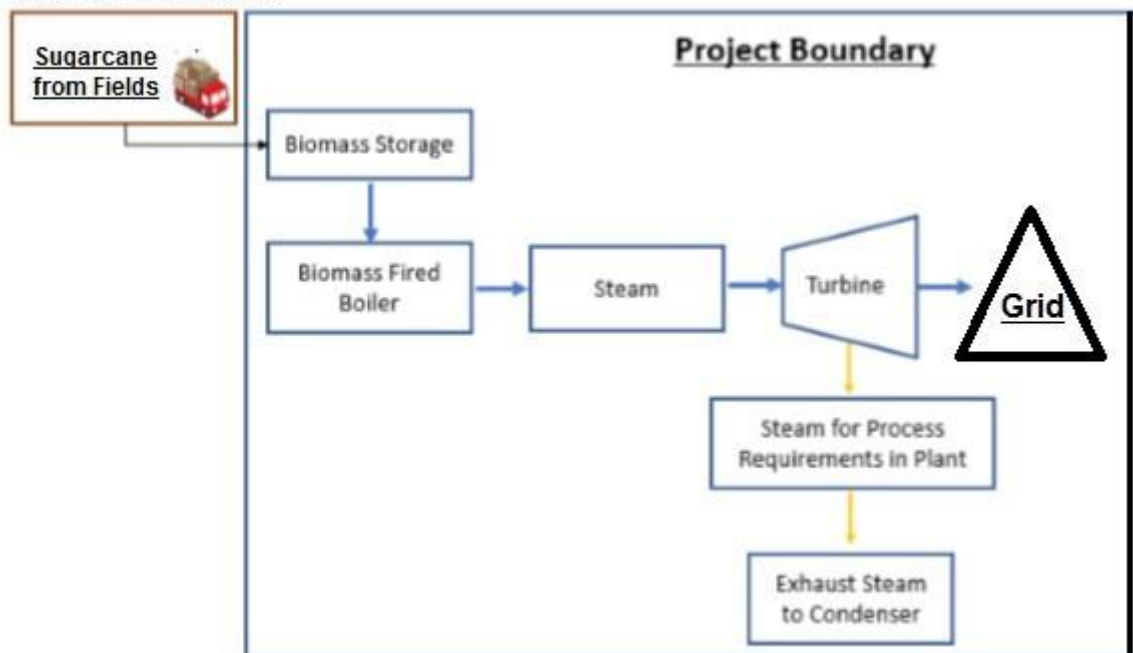
Hence the UCR project activity has never been issued voluntary carbon credits for the current 2013- 2022 vintage years and there is no double counting of the credits envisioned. Additionally, the same has been stated in the undertaking provided in the Double Counting Avoidance Assurance Document (DAA) by M/s Utopian Sugars Ltd.

B.3 Project boundary, sources and greenhouse gases (GHGs)>>

The project boundary includes the physical, geographical site(s) of:

(a) The project power plant and all power plants connected physically to the electricity system that the project activity is connected to.

Process flow chart:



Thus, the project boundary includes the biomass (Bagasse) -based steam generator, steam turbine generators and the Indian grid system.

Source		Gas	Included?	Justification/Explanation
Baseline	Grid connected fossil fuel-based electricity generation	CO ₂	Yes	Main emission source
		CH ₄	No	Minor emission source
		N ₂ O	No	Minor emission source
		Other	No	No other GHG emissions were emitted from the project
Project	Greenfield Biomass Power Project Activity	CO ₂	No	No CO ₂ emissions are emitted from the project
		CH ₄	No	Project activity does not emit CH ₄
		N ₂ O	No	Project activity does not emit N ₂ O
		Other	No	No other emissions are emitted from the project

B.4 Establishment and description of baseline scenario >>

The baseline scenario identified at the PCN stage of the project activity is:

“The electricity delivered to the grid by the project activity would have otherwise been generated by the operation of grid-connected power plants and by the addition of new generation sources into the grid.”

The baseline emissions due to displacement of electricity are determined by net quantity of electricity exported as a result of the project activity (incremental to baseline generation) during the year y in MWh times the CO₂ emission factor for the electricity displaced due to the project activity during the year y in tons CO₂/MWh. Given that steam and electric power generation for internal consumption is part of the present project activity. Therefore, the baseline scenario is the emission of GHG from the present electricity generation mix of the MSEDCL grid.

Hence baseline emissions include CO₂ emissions from electricity generation in power plants that are displaced due to the project activity. The methodology assumes that all project electricity generation above baseline levels would have been generated by existing grid-connected power plants and the addition of new grid-connected power plants.

Emission Reductions (ER_y) The emission reduction due to the project activity is calculated as the difference between the baseline emissions and the sum of the project emissions and the leakage:

$$ER_y = BE_y - (PE_y + LE_y)$$

BE_y= Baseline emissions in year y (t CO_{2e})

As mentioned in the methodology the baseline emissions are calculated as follows:

$$BE_y = EG_{grid,y} * EF_{grid,y}$$

Where:

EG_{grid,y} = Quantity of net electricity generation that is fed into the local grid as a result of the implementation of the project activity in year y (MWh)

EF_{grid,y} = The CO₂ emission factor for grid connected power generation in year y calculated using UCR Standard emission factor (0.9 tCO₂/MWh for the 2013-2020 period). Also, for the vintage 2021-2022, the combined margin emission factor calculated from CEA database in India results into higher emission than this UCR default value. Hence, the same emission factor has been considered to calculate the emission reduction under conservative approach.

$$BE_y = EG_{grid,y} * EF_{grid,y}$$

$$BE_y = 32253 * 0.9 = 29028.$$

Project Emissions (PE_y)

The project activity has not considered and never used any fossil fuel (as can be verified from the given data during verification) and to meet any requirement in the project activity; hence there is no emissions due to usage of fossil fuel.

Project emission due to biomass / Bagasse

According to the UCR guidelines / standards **For microscale and small-scale project activities**, a default emission factor of **0.0142 tCO₂/tone** of biomass or biomass residue or biomass based briquettes, to determine the final amount of emission reductions that can be claimed per vintage.

$$PE_y = 162885 * 0.0142 = 2313$$

Leakage Emissions (LE_y)

Based on the biomass availability, there is sufficient biomass available in the region in less than 50 km surrounding the site of the project activity. It confirms that there is no such leakage anticipated. There is no other relevant source of leakage emission applicable to the project activity. Accordingly, the project activity does not result in any leakage emission.

Leakage Emissions are not applicable as the project activity does not use technology or equipment transferred from another activity.

Hence **LE_y = 0**

$$ER_y = BE_y - (PE_y + LE_y)$$

$$ER_y = 29028 - (2313 + 0)$$

$$ER_y = 26,715 \text{ CoU's.}$$

Prior History>>

The project has received no public funding. The project activity has not applied to any other GHG program for generation or issuance of carbon offsets or credits for the current crediting period.

Changes to start date of crediting period >>

There is no change in the start date of crediting period (02/12/2014-31/12/2022).

Permanent changes from PCN monitoring plan, applied methodology or applied standardized baseline >>

There are no permanent changes from registered PCN monitoring plan and applied methodology.

Monitoring period number and duration>>

1st First UCR Issuance Period: 02/12/2014 to 31/12/2022 (8 years, 1 month)

1st UCR Crediting Period: 02/12/2014 to 31/12/2022 (8 years, 1 month)

1st UCR Monitoring Period: 02/12/2014 to 31/12/2022 (8 years, 1 month)

Monitoring plan>>

The monitoring of electricity data revolves around the power generation from the turbine generators and the auxiliary consumption of the power plant. All auxiliary units at the power plant are metered and there are also main meters attached to each turbine generator to determine their total generation.

Operational records and other evidences have been documented, collected and archived in either hard-copies or electronic manners. The energy generation is metered by calibrated meters. The biomass consumption is measured by Weigh Bridge calibrated. Steam quantity, temperature and pressure are measured by calibrated meters. The date of calibration and next due date of calibration can be checked against the calibration certificates. All the values can be checked from the source data i.e. plant records. The calorific value of biomass can be checked against the third party analysis reports.

The total amount of bagasse generated by the sugar plant can be calculated from the amount of cane crushed in the season (monitored variable), which is obtained from the in house records. Therefore, bagasse can be calculated using the formula:

$$\text{Bagasse} = \text{Cane} + \text{Added water} - \text{Juice}$$

This quantity will be cross-checked using an annual energy balance using the monitored steam values. The total heat generated as well as the heat generated by the project activity is monitored using the temperature and pressure values and calculating the enthalpies of the steam generated and the feed water.

The management of the plant has designated one person to be responsible for the collation of data as per the monitoring methodology. The designated person collects all data to be monitored as mentioned in this project concept note document (PCN) and reports to the head of the plant. The overall project management responsibility remains with the Plant Head. The electricity generation from turbines and auxiliary consumption is recorded continuously on an hourly basis by the operators in the shift. At the end of the day this data is collated by the engineer in charge and signed off by the power plant manager. The data is recorded in logbooks by the operators and the engineer in charge collates the data from these log books and stores them electronically. This data is used by engineer in charge to prepare a monthly report and send it to Plant Head for verification. The monthly reports become a part of the Management Information System (MIS) and are reviewed by the management during the quarterly review meeting.

The monthly reports can be made available during the verification of the project activity, to estimate the monthly emission reductions, which are also, included in the MIS. The monitoring personnel are familiar with the process of monitoring and documentation. They have been maintaining and reviewing the factory records pertaining to the sugar manufacturing.

All the meters are checked and calibrated each year by an independent agency and they are maintained as per the instructions provided by their suppliers. Hence there are no uncertainties

or adjustments associated with data to be monitored. An internal audit team, comprising of personnel from the factory but from a department other than utility, reviews the daily reports, monthly reports, procedure for data recording and maintenance reports of the meters. This team checks whether all records are being maintained as per the details provided in the PCN. The audit team also enlists the modifications/corrective actions required, if any, in more accurate monitoring and reporting. All the data and reports will be kept at the offices of the sugar mill until 2 years after the end of the crediting period or the last issuance of CoUs for the project activity, whichever occurs later.

Emergency preparedness plans have been laid out to meet with situations leading to unintended emissions. These emergency situations have been identified as:

1. Fire in the fuel yard
2. Fuel spoilage due to water. These emergency situations haven been taken care by putting up a fire safety system and a water drainage system in the fuel yard. T

Parameters	Description
$Q_{S,y}$	Quantity of steam supplied per year measured at recipient's end
$T_{steam,y}$	Temperature of steam at the recipient's end
$P_{steam,y}$	Pressure of steam
$E_{steam,y}$	Enthalpy of the saturated steam supplied to the recipient
$T_{Feedwater}$	Temperature of boiler feed water
$E_{Feedwater}$	Enthalpy of feed water
$EG_{thermal,y}$	Net quantity of thermal energy supplied by the project activity during the year y
$B_{Biomass,y}$	Net quantity of biomass consumed in year y (on dry basis)
$MC_{biomass}$	Moisture content of the biomass

Monthly joint meter reading of main meters installed at interconnection points are taken and signed by authorized officials of and MSETCL on the first five day of every month. Records of this joint meter reading are maintained by M/s Utopian Sugars Ltd. and MSETCL. Daily and monthly reports stating the net powerexport is prepared by the shift in-charge and verified by the plant manager. Power Purchase Agreement (PPA) with MSETCL has been signed. Reliability of energy data is maintained as per PPA. M/s Utopian Sugars Ltd. archives and preserves all the monthly invoices raised against net saleable energy and also archives the complete metering data at generation electronically. All the records are maintained at site. Maharashtra Pollution Control Board (MPCB) and Environment Department of Maharashtra have prescribed standards of environmental compliance and monitor the adherence to the standards. M/s Utopian Sugars Ltd. has received the 'Consent to Operate' the plant. State's regulatory body of power is Maharashtra State Electricity Transmission Company Limited (MSEDCL) and they have issued consent for the installation of co-generation power plant of 14.88 MW capacity. As a buyer of the power, the MSEDCL is a major stakeholder in the project and hold the key to the commercial success of the project.

Data/Parameter	NCV_k
----------------	---------

Data unit	GJ/t
Description	Net Calorific Value of Biomass Residue Type <i>K</i>
Source of data Value(s) applied	Measurements will be carried out by reputed labs and reported indry biomass basis.
Measurement methods and procedures	On site and in labs
Monitoring frequency	Every 6 months
Purpose of data	Quality control
Data/Parameter	$Q_{\text{biomass, yr}}$
Data unit	MT/yr
Description	The quantity of bagasse used to generate steam in the boilers eachyear
Source of data Value(s) applied	Plant records and log books receipts
Measurement methods and procedures	Monitoring: The quantity of biomass fed into the boiler iscontrolled. Data type: Measured Responsibility: Boiler Operator
Monitoring frequency	Daily
QA/QC	The amount of biomass used can be cross checked by the purchaseorders and stock inventory.Quantity of biomass has been monitored. Biomass measuring device has an accuracy level of +/-0.5% of full scale, and ranging between 0-120 TPH.

Data/Parameter	$EG_{\text{project plant, y}}$
Data unit	MWh
Description	Net quantity of electricity generated in the project plant during theyear <i>y</i>
Source	M/s Utopian Sugars Ltd.-factory records (JMR / Credit notes)
Measurement methods and procedures	This value will be determined annually from the records maintained at the factory. All auxiliary units at the power plantare metered and there is also a main meters attached to each turbine generator to determine their total generation.
Monitoring frequency	The hourly recordings of data are to be taken from energy meters located at the project activity site. This data is to be recorded hourly by the shift attendant and entered into logbooks on site. This hourly data is to be signed off at the end of every shift by anengineer in charge of the shift and again at the end of each day and signed off by the power plant manager. The energy meters are calibrated annually by an independent third party

QA/QC	Net electricity production has been calculated by deducting auxiliary consumption from gross generation of the plant. Digitalmeters calibration procedures are planned. Daily productions details are kept in log books and electronic data base. Energy meters are of class 0.2 with tolerance of 0.5%. All Meters are calibrated by accredited external third party, as per standard procedures, periodically.
Data/Parameter	EF_{grid,y}
Data unit	Grid Emission Factor
Description	tCO ₂ /MW _h
Source of data Value(s) applied	UCR CoU Standard Default for Indian grid 0.9 tCO ₂ /MW _h for the period 2013-2021
Measurement methods and procedures	NA
Monitoring frequency	NA
QA/QC	The parameter is conservative.
Purpose of data	To estimate baseline emissions


United Nations Sustainable Development Goals:

The project activity generates electrical power using Biomass, there by displacing non-renewable fossil resources resulting to sustainable, economic and environmental development. In the absence of the project activity equivalent amount of power generation would have taken place through fossil fuel dominated power generating stations. Thus, the renewable energy generation from project activity will result in reduction of the greenhouse gas emissions.

Positive contribution of the project to the following Sustainable Development Goals:



SDG 7: Climate Action: Affordable and Clean Energy: The project would lead to reduction of CO₂ due to implementation of project activity.



SDG 8: Decent Work and Economic Growth: The project is generating clean energy.



SDG 13: The project is providing direct employment. The project leads to Trainings & workshops which are conducted for the O&M staff of the PP.

9 INDUSTRY, INNOVATION
AND INFRASTRUCTURE



SDG 09 Promote inclusive and sustainable industrialization and, by 2030, significantly raise industry's share of employment and gross domestic product, in line with national circumstances, and double its share in least developed countries